

PharmCycle

Andrae, Joerg; Beyer, Falk; Cornelissen, Gesine; Einfeldt, Joern; Heseding, Jens; Kuemmerer, Klaus; Oelkers, Kim; Floeter, Carolin

Published in:
Environmental Sciences Europe

DOI:
[10.1186/s12302-018-0156-y](https://doi.org/10.1186/s12302-018-0156-y)

Publication date:
2018

Document Version
Publisher's PDF, also known as Version of record

[Link to publication](#)

Citation for pulished version (APA):
Andrae, J., Beyer, F., Cornelissen, G., Einfeldt, J., Heseding, J., Kuemmerer, K., Oelkers, K., & Floeter, C. (2018). PharmCycle: a holistic approach to reduce the contamination of the aquatic environment with antibiotics by developing sustainable antibiotics, improving the environmental risk assessment of antibiotics, and reducing the discharges of antibiotics in the wastewater outlet. *Environmental Sciences Europe*, 30(1), Article 24. <https://doi.org/10.1186/s12302-018-0156-y>

General rights

Copyright and moral rights for the publications made accessible in the public portal are retained by the authors and/or other copyright owners and it is a condition of accessing publications that users recognise and abide by the legal requirements associated with these rights.

- Users may download and print one copy of any publication from the public portal for the purpose of private study or research.
- You may not further distribute the material or use it for any profit-making activity or commercial gain
- You may freely distribute the URL identifying the publication in the public portal ?

Take down policy

If you believe that this document breaches copyright please contact us providing details, and we will remove access to the work immediately and investigate your claim.

RESEARCH

Open Access



PharmCycle: a holistic approach to reduce the contamination of the aquatic environment with antibiotics by developing sustainable antibiotics, improving the environmental risk assessment of antibiotics, and reducing the discharges of antibiotics in the wastewater outlet

Jörg Andrä², Falk Beyer³, Gesine Cornelissen², Jörn Einfeldt¹, Jens Heseding¹, Klaus Kümmerer⁴, Kim Oelkers¹ and Carolin Floeter^{1*} 

Abstract

Background: The overall aim of the interdisciplinary research project “PharmCycle” is to reduce the contamination of the aquatic environment with antibiotics by developing sustainable antibiotics, improving the environmental risk assessment of antibiotics, and reducing the discharges of antibiotics in the wastewater outlet. An overview of the holistic approach and first results are given.

Results: The first step is to design sustainable antibiotics, which are effective against target organisms but, after their use, are less toxic, and are rapidly and completely degradable. To develop sustainable antibiotics, two different approaches (subprojects) are applied within PharmCycle: First, a re-design of the existing antibiotics with chemical and in silico methods (“Benign by Design”). Second, sustainable peptide-based antibiotics are produced with biotechnological methods. In the second step, the environmental risk assessment for antibiotics in the framework of the authorization process and for monitoring purposes is improved. There is a lack of data for the environmental risk assessment of antibiotics on the European market. With more transparency of these data, the environmental risk assessment for active substances and for the class of antibiotics can be improved. The aim is to increase the data availability by applying the Aarhus convention and by providing legal access to environmental information. Beside other shortages in the environmental risk assessment required by the European legislation, the effects of antibiotics directly applied in marine aquacultures are not assessed by marine prokaryotic test systems. Therefore, a marine cyanobacteria test was developed, which is more sensitive to selected priority antibiotics than the marine eukaryotic algae test (DIN EN ISO 10253) required by the European Medicines Agency. Marine cyanobacteria are of high importance for the nitrogen cycle and primary production. Moreover, they seem to play an important role with respect to climate change. To reduce the emission of antibiotics used as human pharmaceutical products to the aquatic environment, the third step focusses on the main pathway, the wastewater. Investigations to improve the wastewater treatment of

*Correspondence: carolin.floeter@haw-hamburg.de

¹ Department Environmental Engineering, Faculty Life Sciences, Hamburg University of Applied Sciences (HAW Hamburg), Ulmenliet 20, 21033 Hamburg, Germany

Full list of author information is available at the end of the article

priority antibiotics and sustainable antibiotics are conducted by a combination of methods: activated sludge units, activated carbon adsorption, and membrane filtration systems.

Conclusions: With the aim of improving the environmental risk assessment of antibiotics and to reduce the emission of antibiotics to the aquatic environment, an interdisciplinary approach is applied which includes the analysis of the German, European, and international law and the development of new legal instruments.

Keywords: Pharmaceuticals, Antibiotics, Sustainable pharmacy, Antimicrobial peptides, Environmental risk assessment, Wastewater treatment, Aarhus convention, Environmental information law

Background

The contamination of surface water and drinking water with pharmaceuticals is increasing globally [5], and the consequences for ecosystems and humans have not been assessed. The key objective of the interdisciplinary research project “PharmCycle” is to improve the environmental risk assessment of antibiotics and to reduce the emission of antibiotics to the aquatic environment and drinking water supply. Because of the high consumption of antibiotics as human and veterinary pharmaceuticals, their occurrence in aquatic ecosystems [5, 7] and the problem of antibiotic resistance [31, 37], the project focusses on these classes of pharmaceuticals.

The national, interdisciplinary project works with five subprojects on the cycle of antibiotics:

1. Sustainable pharmacy: A sustainable design and production of antibiotics based on chemical and in silico methods (Kümmerer).
2. Sustainable peptide-based antibiotics developed with biotechnological methods (Andrä and Cornelissen).
3. Improvement of the environmental risk assessment of antibiotics in the framework of the European authorization of pharmaceuticals (Heseding and Floeter).
4. New wastewater treatment processes are investigated with regard to their potential to reduce the emission of antibiotics (Einfeldt and Beyer).
5. International, European, and German environmental law are analyzed, and legal instruments to enhance the water quality with regard to pharmaceuticals are developed (Oelkers and Floeter).

For the studies on the environmental risk assessment and wastewater treatment commercially available antibiotics were prioritized with regard to different criteria, e.g., consumption rate in Germany, concentration measured in the aquatic environment, degradation rate, different modes of action, and availability of wastewater treatment data. These two subprojects thereby focus on the following priority antibiotics: Sulfamethoxazole, Trimethoprim, Ciprofloxacin, Clarithromycin, Erythromycin, and

Doxycycline. The environmental risk assessment also investigates the effects of Florfenicol used in aquaculture.

For the development and validation of optimized environmental risk assessment and wastewater treatment, the results of the environmental risk assessment and improved wastewater treatment for selected priority antibiotics are compared to the results of the sustainable antibiotics developed within PharmCycle.

Methods

Sustainable pharmacy

Sustainable pharmacy considers the complete life cycle of pharmaceuticals—from the design, processing, use, and disposal to the occurrence in the environment. It is of high importance to develop active substances, which adequately fulfil their purpose, and, after their use, are less toxic and will be quickly and completely degraded during wastewater treatment or in the environment. The targeted design of chemicals and pharmaceuticals for biodegradability in the environment (“*Benign by Design*”) addresses this point [20, 21, 25]. For the new design of compounds, extensive research was undertaken [25, 35]. The starting point for the new design is the molecular structure of an environmentally non-biodegradable antibiotic which is modified systematically. Promising candidates were then selected using experimental and in silico methods addressing desired pharmaceutical and environmental properties and, subsequently, synthesized and experimentally evaluated for their effectiveness as antibiotics, ecotoxicity, and biodegradability.

Sustainable peptide-based antibiotics

This subproject addresses the problem at the source, in terms of design and biotechnological production of antibacterial active and biodegradable compounds. These novel antibiotics are based upon natural structures, the so-called antimicrobial peptides [15, 41]. Antimicrobial peptides (peptide antibiotics), such as all natural proteins and peptides, are easily degradable. It can be assumed that application of peptide-based antibiotics will reduce contamination of surface waters. In

contrast to established antibiotics, antimicrobial peptides act primarily by physical destruction of the barrier function of the bacterial membrane (Fig. 1) [3]. This mode of action circumvents the existing resistance mechanisms against antibiotics, e.g., antibiotic degrading enzymes (β -lactamase) or modifications of antibiotic targets (MRSA resistance to penicillin). In addition, it is extremely fast, and thus, the emergence of resistances against this type of drugs is protracted [34]. Within this project, the established expression systems *Pichia pastoris* and *Escherichia coli* were chosen for the biotechnological production of peptides [32, 39]. Cells were cultivated in a highly instrumented bioreactor (Fig. 2). The product is secreted by the cells into the culture medium or accumulates intracellularly. After cell separation by centrifugation and, if necessary, cell disruption, peptide antibiotics were purified by chromatography.

Improved environmental risk assessment of antibiotics in the framework of the European authorization

The aim of this subproject is to improve the environmental risk assessment of antibiotics in the framework of the European authorization process and for monitoring purposes. The environmental risk assessment for human pharmaceuticals (HMP) is mandatory since 2006 [10] and for veterinary pharmaceuticals (VMP) since 1998 [12, 19]. The environmental risk assessment of HMP and VMP is product-based, so that there is no comprehensive monograph system for active substances. Beside the lack of data on the environmental risk assessment for antibiotics placed on the market

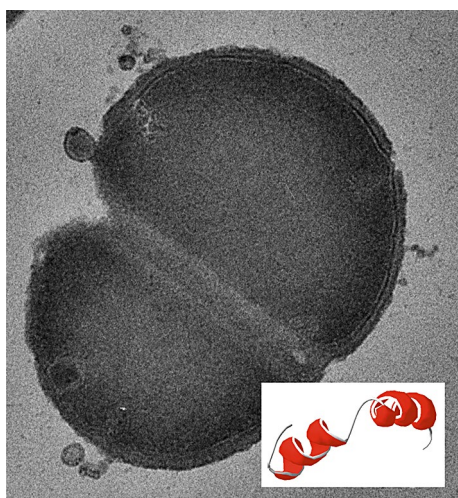


Fig. 1 Structure and action of a peptide antibiotic (NK-2) against *Staphylococcus aureus*. Visible blebs at the surface are indicative for the peptide-induced destruction of the bacterial membrane (Andrä and Goldmann, unpublished)




Fig. 2 Biotechnological plant for the production of antimicrobial peptides manufactured by Cornelissen. A 15-L fermenter with extended in-, on-, and at-line measurements (e.g., DO, temperature, pH, turbidity, oxygen, and carbon dioxide in off-gas, media components via HPLC, and pressure), controlled feeding and harvest for (repeated) fed batch and cyclic processing and balancing of all feeds and drains

before this time, the data availability for the antibiotics after the implementation of the European guidelines needs to be improved and will be developed with legal instruments (see “[Environmental law](#)” section).

In addition, from an ecological point of view, there are several shortcomings in the framework of the European environmental risk assessment. In the environmental risk assessment, the effects of HMP and VMP on the growth of freshwater cyanobacteria, effects of HMP on activated sludge [10], and effects of VMP on nitrification [10] are investigated. Further aspects, such as the effects of antibiotics, used in marine aquaculture, to primary production of the N_2 fixing marine cyanobacteria, effects on microbiomes and symbiotic interaction are not considered. Moreover, the knowledge of antibiotic resistance in the environment and its consequences is limited [37] and should be improved.

Within this subproject, one aim is to improve the environmental risk assessment of antibiotics applied in aquaculture. Worldwide, the amount of marine aquaculture is increasing [14]. Aquacultures are often operated in open coastal systems (cages) with widespread use of antibiotics directly entering water bodies and adjacent sedimentary areas [22]. Investigations showed that industrial mariculture systems were important antibiotic resistance genes’ (ARGs) reservoirs in coastal area [40]. The impact of antibiotics, used in aquacultures, on important prokaryotic marine primary producers, such as marine cyanobacteria, is not assessed within the authorization process.

Marine N_2 fixing cyanobacteria are of high importance for the nitrogen cycle [33]. The importance of marine cyanobacteria for marine ecosystems might even increase with climate change [17, 33]. It is known that freshwater cyanobacteria can be very sensitive to antibiotics in toxicity tests e.g., [13, 38]. There is not much known about the effects of antibiotics on marine cyanobacteria, as there is no international standardized test available. Therefore, within this subproject, a new marine cyanobacteria test with marine species of the genus *Anabaena* spec. and *Synechocystis* spec. (Fig. 3) measuring the inhibition of the growth rate in 72 h was developed. The selected priority antibiotics were tested. Further studies on the effects of sustainable antibiotics, developed within PharmCycle, on marine cyanobacteria were conducted.

New wastewater treatment processes

From a global perspective, antibiotics enter the aquatic environment from the following most important emission sources: effluents from pharmaceutical production processes [23, 24, 28], the use of farm fertilizers such as manure and sewage sludge, often contaminated with antibiotics [16] and effluents from municipal wastewater treatment plants for household and hospital wastewater [1, 6, 7, 9, 27]. Furthermore, antibiotics directly enter the aquatic ecosystem used in aquaculture.

As long as sustainable pharmacy is not implemented, there is a need to reduce the emission of pharmaceuticals at the end of the pipe. The aim of this subproject is to reduce the emission of antibiotics and its transformation products to surface water with an enhanced wastewater treatment.

So far, the standard wastewater treatment plants within Europe are not able to reduce micro-pollutants like antibiotics sufficiently. Enhanced wastewater treatment

plants, which are currently implemented on a large scale, especially in Switzerland and only locally in Germany, were able to reduce the pollution of the surface water, but not to solve the emission of anthropogenic micro-pollutants completely [4, 29, 30]. This is due to partly low elimination rates of the advanced wastewater treatment processes and to the possible formation of new transformation products during wastewater treatment.

In an integrative approach, such as the PharmCycle project, it remains important to optimize municipal advanced wastewater treatment processes, as they can continue to function as pollutant sinks. The upgrade of treatment plants by an additional fourth treatment stage requires special care for a variety of reasons: it has to cover a wide range of substances while, at the same time, avoiding toxic degradation products or chemical interactions. Furthermore, the treatment process must be economically viable and should be integrated into the existing plants without great effort. The aim of this subproject is, therefore, to test and evaluate various processes and process combinations, using activated sludge units, activated carbon adsorption, and membrane filtration systems to eliminate commercially available antibiotics like the selected priority antibiotics (i.e. Sulfamethoxazole, Trimethoprim, and Doxycycline) and sustainable antibiotics developed within PharmCycle.

Environmental law

The aim of this subproject is to analyze international, European, and German pharmaceutical legislation, and to develop legal instruments that contribute to the improvement of environmental risk assessment of pharmaceuticals and to reduce the emissions of pharmaceuticals into aquatic ecosystems and drinking water.

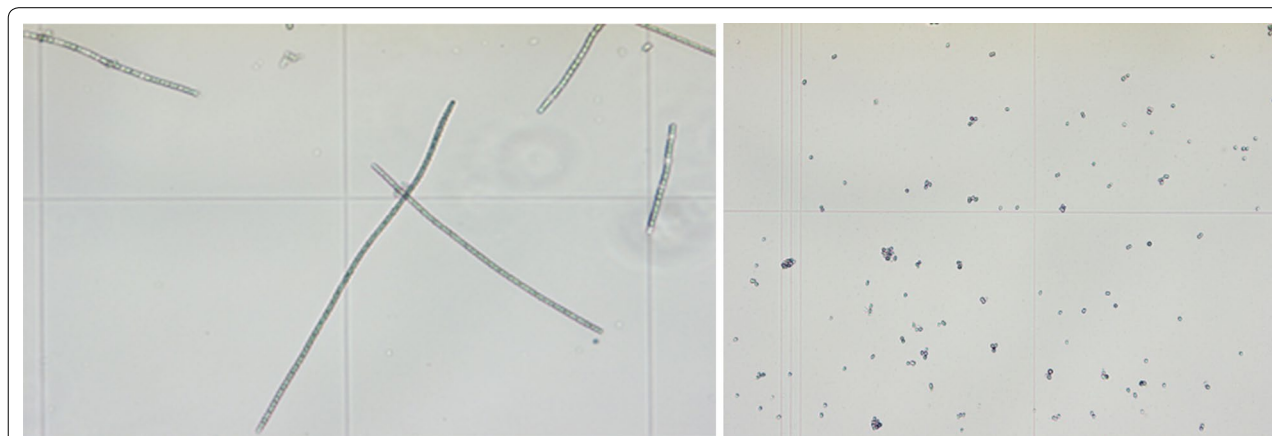


Fig. 3 Marine cyanobacteria *Anabaena* spec. (left) and *Synechocystis* spec. (right) used in the marine cyanobacteria test (Heseding)

In particular, the European pharmaceutical approval law (Art. 8 of Directive 2001/83/EC and Art. 12 of Directive 2001/82/EC, as well as the relevant EMA guidelines) is examined with regard to the data and information on the environmental risk assessment.

Results and discussion

The purpose of this article is to give an overview of the holistic approach and present first results. Detailed publications on each subproject are in preparation separately.

Sustainable antibiotics

The environmentally biodegradable antibiotics developed using the two different approaches (“benign by design” and peptide-based antibiotics) have been investigated with regard to their properties, such as activity, ecotoxicity, and behavior in the wastewater treatment process, and were compared to the characteristics of the priority antibiotics selected in PharmCycle.

With the “Benign by Design” approach, a combination of *in silico* and experimental methods was successfully applied. The new compounds are active, give satisfactory results with regards to their ADMET properties (adsorption, distribution, metabolism, and toxicity) as needed, and have been shown to be biodegradable and inactivated in the aquatic environment. Two patents have been filed. That demonstrates, on one hand, that it is feasible to meet environmental biodegradability and mineralization and pharmaceutical activity and sufficient stability in the human body and ADMET properties, which are indispensable for pharmaceutical candidate molecules. On the other hand, it also demonstrates that the design of pharmaceuticals for environmental biodegradability results in intellectual property, which, in turn, is the basis of new business opportunities. This research also demonstrates that if such an approach (environmentally benign by design, principle no. 10 of green chemistry, [2]) is feasible for pharmaceuticals, it should also be applicable for all chemicals that may enter the water cycle as the hurdle for chemicals is much lower, because there is no specific biological activity needed. This example is, therefore, an important contribution of chemistry and pharmacy to meet Sustainable Development goal #6 of the United Nations and to sustainable chemistry [8], in general.

Environmental risk assessment

A new marine cyanobacteria test with *Anabaena* spec. and *Synechocystis* spec. was successfully developed. Comprehensive studies showed that both species are significantly more sensitive to the selected priority antibiotics than the marine algae with the eukaryotic Bacillariophyceae *Phaeodactylum tricornutum* according to the test procedure DIN EN ISO 10253 (2016). Thus, the

marine cyanobacteria test is recommended for standardization and implementation in the EMA guideline for the environmental risk assessment for antibiotics used in aquaculture.

Studies with consecutive and long-term exposure of the selected priority antibiotics to these marine cyanobacteria do not indicate antibiotic resistance so far, but indicated an increase in the sensitivity for some of the priority antibiotics to marine cyanobacteria. According to climate models, climate change may increase the occurrence of marine cyanobacteria in the Baltic Sea [17]. Moreover, marine cyanobacteria may have an effect on climate change on a global scale [33]. Thus, long-term studies on the effects of antibiotics to marine cyanobacteria are of importance to the understanding of their impact, which cannot be achieved by extrapolation from freshwater cyanobacteria data.

Wastewater treatment processes

The laboratory scale activated sludge units, activated carbon adsorption unit, and membrane filtration systems have been put into operation and tested. First, examinations of the biodegradability of Sulfamethoxazole as well as the adsorption capacity of activated carbon for Sulfamethoxazole, and Trimethoprim showed the need for further optimization.

Environmental law

An analysis of environmental law has shown that current pharmaceutical legislation, with its pre- and post-control instruments, does not adequately control environmental risk and results in incomplete, product-based data collection [19]. For example, for human medicines authorized before 2006, there are no data on environmental risk assessment at all [10].

Moreover, the existing data on active substances are neither sufficiently employed nor even consistent [11]. For example, different and sometimes even contradictory environmental risk assessments exist for an active substance [36].

It has also been shown that different manufacturers of the same active substance have difficulty sharing results of environmental risk assessments without a clear legal framework for the classification of commercial secrets, which could enhance the existing assessments and ensure their consistency [36]. Reasons for their insufficient use as well as for the lack of publication of the collected information are the usual conflicting commercial secrets. However, the European Medicines Agency generally classifies information about environmental risk assessments as non-confidential [18].

Another deficit is the public accessibility of the existing data. Even when data are publicly available, the

information is difficult to find [26], because there are different databases, depending on the type of approval process, which are product-based and primarily geared towards information about effects on human health. Based on an analysis of statutory databases, a complete picture of publicly available environmental information on the antibiotics studied in this project will be constructed. This data availability will be compared to the requirements of environmental information law (in particular of the Aarhus Convention).

The aim is to improve the availability of environmental risk assessments through environmental information law, thus providing the basis for an active substance-based database that sufficiently reflects the current knowledge of environmental risk assessment data, and provides both transparency and use by the public, authorities, and manufacturers. With this database, environmental risk assessments for active pharmaceutical substances can be conducted and further risk mitigation measurements developed and implemented.

Conclusions

The contamination of antibiotics in aquatic ecosystems and drinking water is of high environmental and human health concern. With the interdisciplinary project, PharmCycle introduced here a promising holistic approach is presented: Sustainable design can be used as approaches to enhance environmental risk assessment and to reduce emissions via wastewater, to protect the aquatic ecosystem.

Authors' contributions

JA and GC: "Sustainable peptide-based antibiotics". JE and FB: "New wastewater treatment processes". CF: "Abstract", "Background", "Methods", "Results and discussion", "Conclusions". JH and CF: "Improved environmental risk assessment for antibiotics in the framework of the European authorization". KK: "Sustainable pharmacy". KO and CF: Environmental law. All authors read and approved the final manuscript.

Author details

¹ Department Environmental Engineering, Faculty Life Sciences, Hamburg University of Applied Sciences (HAW Hamburg), Ulmenliet 20, 21033 Hamburg, Germany. ² Department Biotechnology, Faculty Life Sciences, Hamburg University of Applied Sciences (HAW Hamburg), Ulmenliet 20, 21033 Hamburg, Germany. ³ Department Process Engineering, Faculty Life Sciences, Hamburg University of Applied Sciences (HAW Hamburg), Ulmenliet 20, 21033 Hamburg, Germany. ⁴ Institute of Sustainable and Environmental Chemistry, Leuphana University, Scharnhorststr. 1, 21335 Lüneburg, Germany.

Acknowledgements

The authors would like to thank the Applied University of Hamburg and the law office Teppe Hamburg and the Deutsche Bundesstiftung Umwelt (K. Kümmerer) for their funding.

Competing interests

The authors declare that they have no competing interests.

Availability of data and materials

This article gives an overview over the project structure and first outcomes. Further data will be published as soon as possible.

Consent for publication

Not applicable.

Ethics approval and consent to participate

Not applicable.

Funding

The PharmCycle project is funded by the Applied University of Hamburg (Fond for the Future). The legal subproject is supported by the law office Teppe Hamburg. Most of the work on the environmentally biodegradable antibiotics with the "Benign by Design" approach was funded by the Deutsche Bundesstiftung Umwelt.

Publisher's Note

Springer Nature remains neutral with regard to jurisdictional claims in published maps and institutional affiliations.

Received: 27 March 2018 Accepted: 22 June 2018

Published online: 09 July 2018

References

1. Abegglen C, Siegrist H (2012) Mikroverunreinigungen aus kommunalem Abwasser. Verfahren zur weitergehenden Elimination auf Kläranlagen. Bundesamt für Umwelt, Bern, Umwelt-Wissen 1214. https://www.micro.poll.ch/fileadmin/user_upload/Redaktion/Dokumente/01_Berichte/03_Projektierungshilfen/2012_BAFU_Mikroverunreinigungen_aus_kommunalem_Abwasser.pdf. Accessed 03 Jan 2018
2. Anastas PT, Warner JC (1998) Green chemistry: theory and practice. Oxford University Press, New York
3. Andrä J, Goldmann T, Ernst CM, Peschel A, Gutschmann T (2011) Multiple peptide resistance factor (MprF)-mediated resistance of *Staphylococcus aureus* against antimicrobial peptides coincides with a modulated peptide interaction with artificial membranes comprising lysyl-phosphatidylglycerol. *J Biol Chem* 27(286):18692–18700
4. Arge Kompetenzzentrum Mikroschadstoffe NRW (2016) Anleitung zur Planung und Dimensionierung von Anlagen zur Mikroschadstoffentfernung, 2. Aufl., Köln. http://www.masterplan-wasser.nrw.de/fileadmin/user_upload/Broschueren_PDFs_und_Titel_JPGs/Anleitung_Planung_Dimensionierung_11_2016.pdf. Accessed 03 Jan 2018
5. aus der Beek T, Weber FA, Bergmann A, Grüttner G, Carius A (2016) Pharmaceuticals in the environment: global occurrence and potential cooperative action under the Strategic Approach to International Chemicals Management (SAICM). TEXTE 67/2016. Environmental Research of the Federal Ministry for the Environment, Nature Conservation, Building and Nuclear Safety. Project No. (FKZ) 3712 65 408 Report No. (UBA-FB) 002331/ENG. <https://www.umweltbundesamt.de/publikationen/pharmaceuticals-in-the-environment-global>. Accessed 03 Jan 2018
6. Barjenbruch M, Firk W, Peter-Fröhlich A (2014) Möglichkeiten der Elimination von anthropogenen Spurenstoffen auf kommunalen Kläranlagen. Korrespondenz Abwasser, Abfall 61:861–875
7. Bergmann A, Fohrmann R, Weber F-A (2011) Zusammenstellung von Monitoringdaten zu Umweltkonzentrationen von Arzneimitteln. UBA Text 66/2011. Eds. Umweltbundesamt, Dessau. <http://www.uba.de/uba-info-medien/4188.html>. Accessed 03 Jan 2018
8. Blum C, Bunke D, Hungsberg M, Roelofs E, Joas A, Joas R, Blepp M, Stolzenberg H-C (2016) The concept of sustainable chemistry: key drivers for the transition towards sustainable development. *Sustain Chem Pharm* 5:94–104
9. Bund/Länderausschuss für Chemikaliensicherheit (BLAC) (2003) Arzneimittel in der Umwelt Auswertung der Untersuchungsergebnisse. Eds. v. Freie und Hansestadt Hamburg Behörde für Umwelt und Gesundheit, Institut für Hygiene und Umwelt. <http://blak-uis.server.de/servlet/is/2146/P-2c.pdf>. Accessed 03 Jan 2018
10. Committee for Human Medicinal Products (CHMP) (2006) Guideline on the environmental risk assessment of medicinal products for human use. European Medicines Agency (EMA/CHMP/SWP/4447/00 corr 2). http://www.ema.europa.eu/docs/en_GB/document_library/Scientific_guideline/2009/10/WC500003978.pdf. Accessed 03 Jan 2018

11. Committee for Human Medicinal Products (CHMP) (2016) Concept paper on the revision of the 'Guideline on the environmental risk assessment of medicinal products for human use' (EMA/CHMP/SWP/4447/00 corr 2). European Medicines Agency (EMA/CHMP/SWP/65429/2016). <http://studyres.com/doc/3660654/concept-paper-on-the-revision-of-the-guideline-ema>. Accessed 03 Jan 2018
12. Committee for Medicinal Products for Veterinary Use (CVMP) (2004) GL 38 Guideline on environmental impact assessment for veterinary medicinal products—phase 2. VICH GL 38, (CVMP/VICH/790/03-FINAL). http://www.ema.europa.eu/docs/en_GB/document_library/Scientific_guideline/2009/10/WC500004393.pdf. Accessed 3 Jan 2018
13. Ebert I, Bachmann J, Kühnen U, Küster A, Kussatz C, Maletzki D, Schlüter C (2011) Toxicity of the fluoroquinolone antibiotics enrofloxacin and ciprofloxacin to phototrophic aquatic organisms. *Environ Toxicol Chem* 30:2786–2792
14. Food and Agriculture Organization of the United Nations (FAO) (2016) The State of World Fisheries and Aquaculture 2016. Contributing to food security and nutrition for all. FAO, Rome. ISBN 978-92-5-109185-2
15. Hancock RE, Sahl HG (2006) Antimicrobial and host-defense peptides as new anti-infective therapeutic strategies. *Nat Biotechnol* 24:1551–1557
16. Hannappel S, Köpp C, Zühke S (2016) Aufklärung der Ursachen von Tierarzneimittelfunden im Grundwasser—Untersuchung eintragsgefährdeter Standorte in Norddeutschland. UBA Texte 54/2016. Eds. Umweltbundesamt, Dessau. https://www.umweltbundesamt.de/sites/default/files/medien/378/publikationen/texte_54_2016_aufklaerung_der_ursachen_von_tierarzneimittelfunden_im_grundwasser.pdf. Accessed 03 Jan 2018
17. Hense I, Meier HEM, Sonntag S (2013) Projected climate change impact on Baltic Sea Cyanobacteria. Climate change impact on cyanobacteria. *Clim Change* 119:391–406. <https://doi.org/10.1007/s10584-013-0702-y>
18. Heads of Medicines Agencies (HMA)/European Medicines Agency (EMA) Working Group on Transparency (2012) Principles to be applied for the implementation of the HMA/EMA guidance on the identification of CCI and PPD in MA applications. http://www.hma.eu/fileadmin/dateien/HMA_joint/02-HMA_Strategy_Annual_Reports/07-Transparency/2012_03_HMA_EMA_Principles_to_be_applied_20120309.pdf. Accessed 15 Jan 2018
19. Kern K (2010) Rechtliche Regulierung der Umweltrisiken von Human- und Tierarzneimitteln. Leipzig, Univ., Diss., 2009. 1. Aufl. Berlin: Lexion Der Jur. Verl., Berliner stoffrechtliche Schriften 8
20. Kümmerer K (2007) Sustainable from the very beginning: rational design of molecules by life cycle engineering as an important approach for green pharmacy and green chemistry. *Green Chem* 9:899–907
21. Kümmerer K (2017) Sustainable chemistry: a future guiding principle. *Angew Chem Int Ed* 56:16420–16421
22. Küster A, Lehmann S, Hein A, Schönfeld J (2013) Antibiotika in der Umwelt—Wirkung mit Nebenwirkung. UMID Umwelt und Mensch—Informationsdienst des UBA, Nr. 1/2013, 18–28. <https://www.umweltbundesamt.de/sites/default/files/medien/419/publikationen/umid0113.pdf>. Accessed 03 Jan 2018
23. Larsson DGJ, De Pedro C, Paxeus N (2007) Effluent from drug manufactures contains extremely high levels of pharmaceuticals. *J Hazard Mater* 148:751–755. <http://rsta.royalsocietypublishing.org/content/369/1656/20130571.full.pdf>. Accessed 03 Jan 2018
24. Larsson DGJ (2014) Pollution from drug manufacturing: review and perspectives. *Phil Trans R Soc B* 369:20130571. <https://doi.org/10.1098/rsta.2013.0571>
25. Leder C, Rastogi T, Kümmerer K (2015) Putting benign by design into practice—novel concepts for green and sustainable pharmacy: designing green drug derivatives by non-targeted synthesis and screening for biodegradability. *Sustain Chem Pharm* 2:31–36
26. Lockwood S, Saidi N (2017) Background document for public consultation on pharmaceuticals in the environment. Options for a strategic approach to pharmaceuticals in the environment. Eds. Deloitte Sustainability (07.0201/2015/721866/SER/ENV.C.1). https://ec.europa.eu/info/sites/info/files/background_document_public_consultation_pharmaceuticals_environment.pdf. Accessed 09 Jan 2018
27. Loos R, Carvalho R, Antonio DC, Comero S, Locoro G, Tavazzi S, Paracchini B, Ghiani M, Lettieri T, Blaha L, Jarosova B, Voorspoels S, Servaes K, Haglund P, Fick J, Lindberg RH, Schwesig D, Gawlik BM (2013) EU-wide monitoring survey on emerging polar organic contaminants in wastewater treatment plant effluents. *Water Res* 47:6475–6487
28. Lübbert C, Baars C, Dayakar A, Lippmann N, Rodloff AC, Kinzig M, Sörgel F (2017) Environmental pollution with antimicrobial agents from bulk drug manufacturing industries in Hyderabad, South India, is associated with dissemination of extended-spectrum beta-lactamase and carbapenemase-producing pathogens. *Infection*. <https://doi.org/10.1007/s15010-017-1007-2>
29. Luo Y, Guo W, Ngo HH, Nghiem LD, Hai FI, Zhang J, Liang S, Wang XC (2014) A review on the occurrence of micropollutants in the aquatic environment and their fate and removal during wastewater treatment. *Sci Total Environ* 473–474:619–641
30. Margot J, Kienle C, Magnet A, Weil M, Rossi L, de Alencastro LF, Abegglen C, Thonney D, Chèvre N, Schärer M, Barry DA (2013) Treatment of micropollutants in municipal wastewater: ozone or powdered activated carbon? *Sci Total Environ* 461–462:480–498
31. MacGowan A, Macnaughton (2017) Antibiotic resistance. *Medicine* 45: 622–628. https://acels-cdn.com/S1357303917301883/1-s2.0-S1357303917301883-main.pdf?tid=a788ca70-7677-4805-8b3a-d2a01f33dfb8&acdnat=1528837376_7527654ede467b534794f310b609c242. Accessed 11 June 2018
32. Pane K, Durante L, Pizzo E, Varcamonti M, Zanfardino A, Sgambati V (2016) Rational design of a carrier protein for the production of recombinant toxic peptides in *Escherichia coli*. *PLoS ONE* 11(1):e0146552. <https://doi.org/10.1371/journal.pone.0146552>
33. Paulsen H (2018) The effects of marine nitrogen fixing cyanobacteria on ocean biogeochemistry and climate—an earth system model perspective. Dissertation Max-Planck-Institut für Meteorologie. Hamburg. <https://doi.org/10.17617/2.2598976>. <http://pubman.mpdl.mpg.de/pubman/faces/viewItemOverviewPage.jspx?itemid=escidoc:2598976>
34. Perron GG, Zasloff M, Bell G (2006) Experimental evolution of resistance to an antimicrobial peptide. *Proc Biol Sci* 273(1583):251–256
35. Rastogi T, Leder C, Kümmerer K (2015) Re-designing of existing pharmaceuticals for environmental biodegradability: a tiered approach with β -blocker propranolol as an example. *Environ Sci Technol* 49:11756–11763
36. Rönnefahrt I (2014) Monograph system of active pharmaceutical substances: necessity, challenges and perspectives. Workshop Monograph system on active pharmaceutical substances. Federal Environment Agency, Germany. Brussels, 26.11.2014. https://www.ecologic.eu/sites/files/event/2015/4_monograph_system_workshop_2014_roennefahrt.pdf. Accessed 15 Jan 2018
37. Schmitt H, ter Laak T, Duis K (2017) Development and dissemination of antibiotic resistance in the environment under environmentally relevant concentrations of antibiotics and its risk assessment literature study. UBA Texte 1/2017. Eds. Umweltbundesamt, Dessau
38. van der Grinten E, Pikkemaat MG, van den Brandhof EJ, Stroomberg GJ, Kraak MHS (2010) Comparing the sensitivity of algal, cyanobacterial and bacterial bioassays to different groups of antibiotics. *Chemosphere* 80:1–6
39. Wang GL, Wang MC, Liu YL, Zhang Q, Li CF, Liu PT, Li EZ, Nie PN, Xie HX (2017) Identification, expression analysis, and antibacterial activity of NK-lysin from common carp *Cyprinus carpio*. *Fish Shellfish Immunol* 73:11–21
40. Wanga J-H, Lua J, Zhanga Y-X, Wub J, Luoa Y, Liuc H (2018) Metagenomic analysis of antibiotic resistance genes in coastal industrial mariculture systems. *Biores Technol* 253:235–242. <https://doi.org/10.1016/j.biortech.2018.01.035>
41. Zasloff M (2002) Antimicrobial peptides of multicellular organisms. *Nature* 415(6870):389–395